

NG8QN & NG8QW



16.0×12.5×14.4 16.0×25.5×14.4

Features

- Small size, light weight.
- Low coil consumption.
- PC board mounting.
- Suitable for household electrical appliances, automobile system, window, wipe motor, hours, doorlock.

Ordering Information

NG8QN **C** **S** **0.69** **DC12V**
 1 2 3 4 5

1 Part number: NG8QN NG8QW	4 Coil power: 0.69; 0.69W
2 Contact arrangement: C:1C; U:1U (NG8QW) 2C:2C; 2U:2U	5 Coil rated voltage(V):DC:12
3 Enclosure: S: Wash tight; NIL: Flux proof	

Contact Data

Contact Arrangement	1C(SPDT(B-M)) 1U(SPSTNODM) 2C(DPDT) 2U(DPSTNODM)		
Contact Material	AgSnO ₂		
Contact Rating (Resistive)	NO:20A/14VDC;NC:15A/14VDC Inrush current 25A (L/R=7ms; 15ms max)		
Max. Switching Power	280W		
Max. Switching Voltage	16VDC	Max. Switching Current:20A	
Voltage Drop(Initial)	Typ. 50mV(at 10A)	Item 4.12 of IEC 61810-7	
Operation	Electrical	1×10 ⁵	Item 4.30 of IEC 61810-7
Life	Mechanical	1×10 ⁷	Item 4.31 of IEC 61810-7

Coil Parameter

Dash numbers	Coil voltage VDC		Coil resistance Ω ±10%	Pick-up voltage VDC(max)	Drop-out voltage VDC(min)	Coil power W	Operate time ms	Release time ms
	Rated	Max.						
012-690	12	16	210	7.3	0.9	0.69	≤10	≤5
				9.0(at 80°C)				

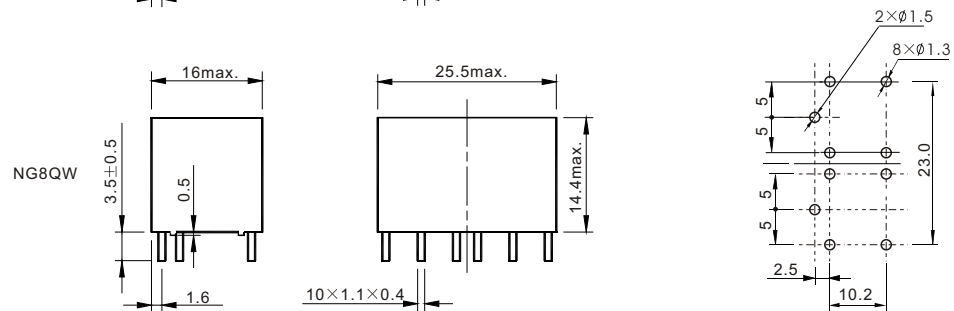
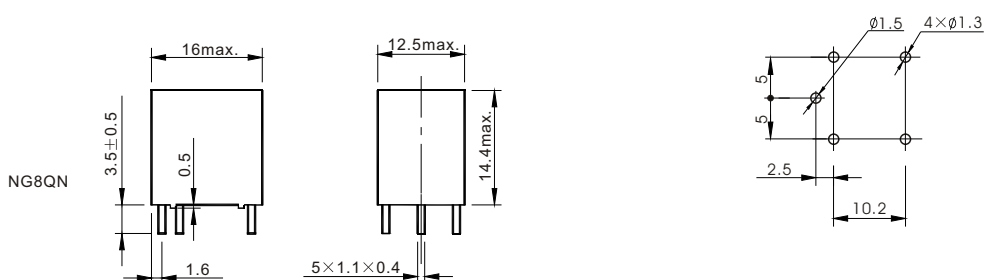
CAUTION: 1. The use of any coil voltage less than the rated coil voltage will compromise the operation of the relay.
 2. Pickup and release voltage are for test purposes only and are not to be used as design criteria.

Characteristics

Insulation Resistance	100M Ω min (at 500VDC)	Item 4.11 of IEC 61810-7
Dielectric Strength Between Contacts Between Contact and Coil	50Hz 500V 50Hz 500V	Item 4.9 of IEC 61810-7 Item 4.9 of IEC 61810-7
Shock Resistance	98m/s ² 11ms	Item 4.26 of IEC 61810-7
Vibration Resistance	10Hz~55Hz Double amplitude 1.5mm	Item 4.28 of IEC 61810-7
Terminals Strength	5N	Item 4.24 of IEC 61810-7
Ambient Temperature	-40 $^{\circ}$ C~105 $^{\circ}$ C	
Relative Humidity	5% to 85%	Item 4.16 of IEC 61810-7
Mass	6g (NG8QW:11g)	Item 4.7 of IEC 61810-7

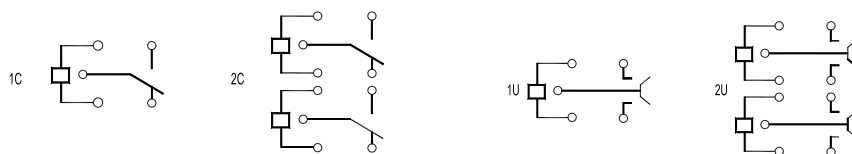
Dimensions

mm



Dimensions

Mounting (Bottom view)



Wiring diagram(Bottom view)