




20.5 × 7.0 × 15.1

NT10

UL_{us} E158859  40048980

 18002189716

Features

- 7A/250VAC,5A/30VDC high capacity switching.
- Small size, light weight and low coil power consumption.
- PC board mounting is available.
- Ambient operating temperature: max. 105°C.
- Suitable for home appliance application , automatic system , electronic equipment , instruments ,communication device, remote control device and so on.
- Product in accordance to IEC60335-1 available.

Ordering Information

NT10 - A - S - 12 - N - W

1 2 3 4 5 6

1 Part number: NT10
2 Contact arrangement: A:1A
3 Enclosure: S:Wash tight ; NIL: Flux proof

4 Coil rated voltage(V): DC:5,12,18,24
5 Contact material: Nil: AgSnO₂; N: AgNi
6 Special request: W: 335 compliant; Nil: Standard

Contact Data

Contact Arrangement	1A(SPSTNO)		
Contact Material	Ag Alloy		
Contact Rating	5A,7A/250VAC; 5A/30VDC		
Max. Switching Power	150W 1750VA		
Max. Switching Voltage	30VDC 277AC	Max. Switching Current:7A	
Contact Resistance	≤100mΩ	Item 4.12 of IEC 61810-7	
Electrical Endurance	1 × 10 ⁵	Item 4.30 of IEC 61810-7	
Mechanical Endurance	5 × 10 ⁶	Item 4.31 of IEC 61810-7	

Coil Parameter

Dash numbers	Coil voltage VDC		Coil resistance Ω ± 10%	Pick-up voltage VDC(max) (75% of rated voltage)	Drop-out voltage VDC(min) (10% of rated voltage)	Coil power W	Operate time ms	Release time ms
	Rated	Max.						
005-200	5	8.0	125	3.75	0.5	0.2	≤10	≤10
012-200	12	19.2	720	9.00	1.2			
018-200	18	28.8	1620	13.5	1.8			
024-200	24	38.4	2880	18.0	2.4			

Notes: 1. The use of any coil voltage less than the rated coil voltage will compromise the operation of the relay.
2. Pickup and release voltage are for test purposes only and are not to be used as design criteria.

Characteristics

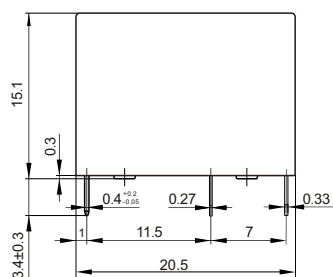
Insulation Resistance	1000MΩ min (at 500VDC)	Item 4.11 of IEC 61810-7
Dielectric Strength Between Contacts Between Contact and Coil	750VAC 1min 4000VAC 1min	Item 4.9 of IEC 61810-7
Impulse Withstand Voltage (Between Contact and Coil)	10kV(1.2/50μs)	Item 4.10 of IEC 61810-7
Shock Resistance	Functional:98m/s ²	Item 4.26 of IEC 61810-7
	Destructive:980m/s ²	
Vibration Resistance	Functional: 10Hz~55Hz Double amplitude 1.5mm	Item 4.28 of IEC 61810-7
	Destructive: 10Hz~55Hz Double amplitude 1.5mm	
Terminals Strength	5N	Item 4.24 of IEC 61810-7
Ambient Temperature	-40℃~105℃	
Relative Humidity	5% to 85%	Item 4.16 of IEC 61810-7
Weight (Approx.)	4g	Item 4.7 of IEC 61810-7

Safety approvals

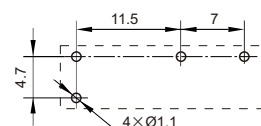
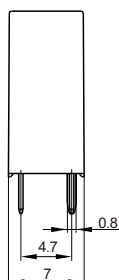
Safety approval	UL&CUR	VDE	CQC
Load	5A/250VAC, 30VDC 85℃	5A/250VAC 105℃	5A/250VAC,30VDC 85℃

Dimensions

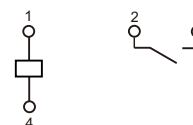
mm



Dimensions



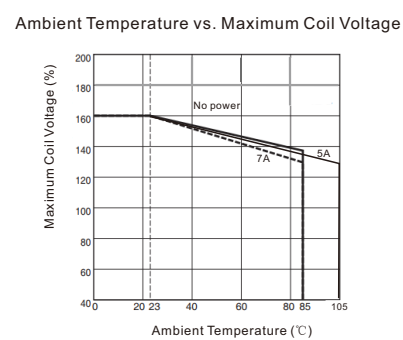
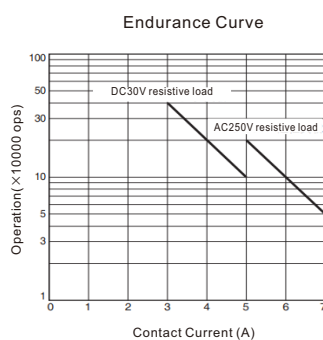
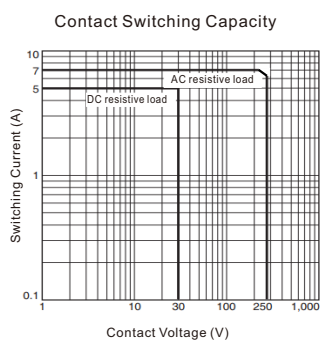
Mounting (Bottom view)



Wiring diagram
(Bottom view)

Remark: In case of no tolerance shown in outline dimension: outline dimension≤1mm, tolerance should be ±0.2mm ;
outline dimension >1mm and ≤5mm, tolerance should be ±0.3mm; outline dimension >5mm, tolerance should be ±0.4mm.

Reference Data



Note: The maximum coil voltage refers to the maximum value in a varying range of operating power voltage, not a continuous voltage.